

Membership Report

Alan LeBato, MD – Membership Committee Chair

Acknowledgment:

The Membership Committee has worked tirelessly on your behalf and I would like to acknowledge and thank the members who served:

Deanna Blanchard, MD

Chad Braden, MD

Lisa Casey, MD

Micah Pippin, MD

Camille Pitre, MD

M. Tahir Qayyum, MD

Russ Roberts, MD

Jason Schrock, MD

Ronnie Slipman, MD

The Committee on Membership Issues met once over the past year via conference call. Additional work was carried out via email correspondence with consent approval.

Membership Recognition

Louisiana Academy of Family Physicians chapter leaders were scheduled to meet in Kansas City, MO, April 23-25 for the American Academy of Family Physicians (AAFP) Annual Chapter Leader Forum (ACLF) and the National Conference of Constituency Leaders (NCCL). This conference was cancelled due to COVID-19. NCCL is the AAFP's premier policy development event for underrepresented constituencies, including women; minorities; new physicians; international medical graduates (IMG); and lesbian, gay, bisexual, and transgender (LGBT) physicians or physicians who support LGBT issues. Louisiana's official delegates to NCCL included Richard E. Bridges, MD (new physician representative); Vincent Shaw, MD (minority physician representative); Lisa A. Casey, MD (women physician representative); Jason Schock, MD (IMG physician representative); and Cesar Roque, MD (LGBT physician representative).

The Louisiana Academy won an award for 100 percent resident membership. With the large number of family medicine residencies in Louisiana and the number of potential resident members, to achieve the 100% mark is a tribute to the membership recruitment and retention efforts of Louisiana's family medicine residency program directors, LAFP leadership, and staff.





Election Results for LAFP 2020-2021 Resident and Student Leaders

The Louisiana Academy of Family Physicians is proud to announce the 2020-2021 elected student and resident delegates! Each year the Resident Student Leadership Committee begins as election process to select our resident and student delegate positions. The LAFP values our resident and student members. We are one of the few professional membership organizations that actively recruits and involves our resident and student members to leadership roles. This represents the future of Family Medicine and the LAFP.





Membership Committee Report, continued

General Assembly – July 31, 2020 – Destin, FL





Delegate to LAFP Board of Directors:

	Resident Delegate: Lindsey Liles, MD LSUHSC Family Medicine Program - Kenner		Resident Delegate: Stephen Finney, MD LSUHSC Family Medicine Program - Alexandria
	Student Delegate: Alarica Dietzen Tulane Medical School		Student Delegate: Danielle Purtell Tulane Medical School

Delegate to National Conference:

	Resident Delegate: Sabah Ahmed, MD LSUHSC Family Medicine Program – Lake Charles		Resident Delegate: Lindsay Liles, MD LSUHSC Family Medicine Program - Kenner
	Student Delegate: Taryn Lai University of Queensland Ochsner Clinical School		Student Delegate: Alarica Dietzen Tulane Medical School

Delegate to General Assembly:

	Resident Delegate: Ubaid Abbasi, MD Baton Rouge General Family Medicine Program		Resident Delegate: Chris Van Hise, MD East Jefferson General Hospital Family Medicine Program
	Student Delegate: Olivia Bradbury LSUHSC Medical School - Shreveport		Student Delegate: Katherine Adler LSUHSC Medical School - New Orleans

Membership Committee Report, continued

General Assembly – July 31, 2020 – Destin, FL

Awards

This committee continues to affirm the value of recognizing professional achievement among LAFP members as a way to honor and reinforce the value of Family Physicians in our state. We are proud of all our members and would encourage our membership to look at the accomplishments of their colleagues and partners with an eye toward increasing our pool of award nominees. For 2020, we are happy to recognize:

Jimmy Fabiszak	E. Edward Martin, Jr. Family Medicine Award
Tucker Madden	Gerald R. Gehringer, MD, Family Medicine Award
Hannah Lo	Tulane Family Medicine Excellence Award
Kaitlin Crane	Michael O. Fleming, MD, Family Medicine Award
Rhiju Poudel, MD	Resident Award of Excellence

Congratulations to all our 2020 award winners!

General Chapter Overview:

The Louisiana AFP is a medium-sized chapter (401 to 1,000 active members) with the following membership numbers:

Member Type	December 2018	December 2019	Chapter Variance	AAFP Variance
Active	898	905	0.8%	0.9%
Inactive	5	6	20.0%	9.3%
Life	86	89	3.5%	7.1%
Resident	206	204	-1.0%	5.4%
Student	641	639	-0.3%	4.8%
Supporting	4	4	0.0%	-0.6%
Transitional	8	3	-62.5%	-60.1%
Total	1848	1850	0.1%	2.3%

Active Membership

Louisiana AFP: Active Members	2015	2016	2017	2018	2019
Count on December 31	893	909	891	898	905
Net Active Member Growth	1.4%	1.8%	-2.0%	0.8%	0.8%

Average Active Member Count by Chapter Size	2018	2019	Variance
Small	222	226	1.80%
Medium	652	654	0.31%
Large	1383	1391	0.58%
Extra-Large	3018	3049	1.03%

Louisiana AFP	2015	2016	2017	2018	2019
Active Member Retention Rate	94.1%	94.0%	91.9%	93.5%	92.3%

Membership Committee Report, continued

General Assembly – July 31, 2020 – Destin, FL

Average Active Retention Rate by Chapter Size	2018	2019	Variance
Small	95.8%	93.8%	-2.09%
Medium	94.3%	93.9%	-0.42%
Large	94.3%	94.2%	-0.11%
Extra-Large	93.5%	93.5%	0.00%

Louisiana Active Member Retention by Segment	2015	2016	2017	2018	2019
Male	94.0%	94.3%	92.6%	93.2%	92.9%
Female	94.2%	93.2%	90.5%	93.9%	91.7%
New Physicians (0-7 Years Since Residency)	91.0%	89.7%	86.1%	88.5%	83.9%
Experienced Physicians (7+ Years Since Residency)	95.3%	95.8%	94.2%	95.5%	95.9%
US Medical Grads	94.8%	95.0%	94.3%	94.5%	94.3%
International Medical Grads	91.8%	90.4%	84.2%	90.1%	86.0%
MD	94.4%	93.8%	91.8%	93.8%	92.9%
DO	85.7%	100.0%	94.4%	85.7%	81.8%

Louisiana Active Member Demographics

Group	2015	2016	2017	2018	2019
Gender: Male	67.1%	65.1%	64.8%	64.6%	63.0%
Gender: Female	32.9%	34.9%	35.2%	35.4%	37.0%
Age: Under 30	0.3%	0.9%	0.6%	0.7%	0.8%
Age: 30-39	29.1%	29.0%	29.2%	29.3%	26.9%
Age: 40-49	26.9%	26.5%	27.0%	25.7%	26.2%
Age: 50-59	22.3%	21.2%	19.6%	20.0%	21.6%
Age: 60-69	19.3%	19.6%	21.0%	21.4%	20.6%
Age: 70 or older	2.0%	2.8%	2.6%	3.0%	3.8%
Years Since Res.: 7 or less	30.5%	29.3%	29.4%	29.8%	28.0%
Years Since Res.: 8 to 14	17.6%	18.6%	18.9%	17.6%	18.5%
Years Since Res.: 15 to 21	19.0%	19.0%	19.4%	19.4%	20.2%
Years Since Res.: 22 or more	32.9%	33.1%	32.3%	33.2%	33.4%

Retention Rate by Years Since Residency

Louisiana Active Retention by Years Since Residency	2015	2016	2017	2018	2019
New Physicians (1 Year Since Residency)	82.6%	77.2%	69.1%	72.4%	67.4%
New Physicians (0-3 Years Since Residency)	87.6%	87.4%	83.9%	81.9%	75.7%
New Physicians (4-7 Years Since Residency)	95.5%	92.6%	89.2%	94.8%	90.1%

Membership Committee Report, continued

General Assembly – July 31, 2020 – Destin, FL

8 to 14 YSR	96.4%	98.1%	95.9%	97.0%	93.0%
15 to 21 YSR	96.2%	92.9%	93.0%	96.5%	97.7%
22 or more YSR	94.3%	96.3%	94.0%	94.1%	96.3%

New Physician Retention

Louisiana New Physician Segment	New Phys. 0-3 YSR	New Phys. 4-7 YSR	New Phys. 0-7 YSR
MD	81.5%	95.3%	88.6%
DO	100.0%	85.7%	91.7%
US Medical Grads	84.5%	97.7%	91.8%
International Medical Grads	78.6%	89.4%	83.5%
Female	87.7%	94.7%	91.0%
Male	75.4%	94.9%	86.3%

Graduating Resident to Active Conversion

Louisiana Graduating Resident Conversion Rates by Segment	2015	2016	2017	2018	2019
Total Resident to Active Conversion Rate	82.6%	77.2%	69.1%	72.4%	67.4%
USMG Resident to Active Conversion Rate	91.1%	85.2%	83.3%	81.5%	78.9%
IMG Resident to Active Conversion Rate	66.7%	70.0%	58.1%	64.5%	59.3%
MD Resident to Active Conversion Rate	84.8%	76.4%	69.8%	70.6%	66.7%
DO Resident to Active Conversion Rate	100.0%	100.0%	50.0%	100.0%	-
Male Resident to Active Conversion Rate	81.4%	72.0%	60.0%	62.5%	69.6%
Female Resident to Active Conversion Rate	84.6%	81.2%	75.9%	84.0%	65.0%

Resident Membership

Louisiana AFP: Resident Members	2015	2016	2017	2018	2019
Count on December 31	215	210	209	206	204
Net Resident Member Growth	3.9%	-2.3%	-0.5%	-1.4%	-1.0%

Average Resident Member Count by Chapter Size	2018	2019	Variance
Small	44	50	13.6%
Medium	112	118	5.4%
Large	220	228	3.6%
Extra-Large	598	636	6.4%

Membership Committee Report, continued

General Assembly – July 31, 2020 – Destin, FL

Student Membership

Louisiana AFP: Student Members	2015	2016	2017	2018	2019
Count on December 31	579	739	691	641	639
Net Student Member Growth	16.0%	27.6%	-6.5%	-7.2%	-0.3%

Average Student Member Count by Chapter Size	2018	2019	Variance
Small	165	162	-1.82%
Medium	290	312	7.59%
Large	525	551	4.95%
Extra-Large	1340	1402	4.63%

Life Membership

Louisiana AFP: Life Members	2015	2016	2017	2018	2019
Count on December 31	76	80	86	86	89
Net Life Member Growth	1.3%	5.3%	7.5%	0.0%	3.5%

Average Life Member Count by Chapter Size	2018	2019	Variance
Small	25	27	8.00%
Medium	75	80	6.67%
Large	156	167	7.05%
Extra-Large	365	392	7.40%

Member Market Share

Chapter	2015	2016	2017	2018	2019
Louisiana	75.0%	74.1%	74.5%	76.8%	77.1%

Average Market Share by Chapter Size	2018	2019	Variance
Small	78.4%	79.9%	1.91%
Medium	79.6%	79.3%	-0.38%
Large	80.3%	80.5%	0.25%
Extra-Large	77.1%	77.2%	0.13%

International Medical Graduate Members

Louisiana Member Type	2015	2016	2017	2018	2019
Active Members	23.3%	24.3%	23.9%	23.8%	23.4%

Membership Committee Report, continued

General Assembly – July 31, 2020 – Destin, FL

New Physicians	43.4%	45.1%	39.5%	38.1%	35.4%
Resident Members	56.3%	52.4%	56.0%	51.0%	54.9%

DO Members

Louisiana Member Type	2015	2016	2017	2018	2019
Active Members	1.6%	2.0%	2.4%	2.4%	2.9%
Resident Members	2.3%	4.8%	5.7%	8.3%	9.8%

Chapter Dues Overview

	Extra-Large	Large	Medium	Small
Active Dues Average	\$348	\$332	\$292	\$171
Active Dues Min	\$290	\$285	\$145	\$10
Active Dues Max	\$399	\$425	\$395	\$350
Chapters Charging Life Dues	9	9	9	3
Life Dues Average	\$233	\$141	\$183	\$142
Life Dues Min	\$25	\$70	\$50	\$25
Life Dues Max	\$495	\$300	\$380	\$250
Chapters Charging Transitional Dues	7	7	8	4
Transitional Dues Average	\$50	\$94	\$126	\$100
Transitional Dues Min	\$25	\$25	\$15	\$25
Transitional Dues Max	\$75	\$295	\$375	\$250
Chapters Charging Inactive Dues	7	6	10	3
Inactive Dues Average	\$33	\$58	\$60	\$13
Inactive Dues Min	\$10	\$10	\$15	\$5
Inactive Dues Max	\$75	\$100	\$160	\$25

Respectfully submitted,
 Alan LeBato, MD
 2019-2020 Membership Committee Chair